










YOUR NAME

DATE

AREA

BIRD TRACKS OBSERVATION SHEET 2: Find the Birds by how they use their Habitat.

Spent time looking in each layer – Tick the box when you find a bird, name it if you know it, describe what it is doing there

Feeding Group	Main Food	Common Examples	Seen ✓	Name if know it and what it is doing
Birds you see Hunting in the Air – Swooping, Scooping, Sallying & Snatching				
Look & See Swoopers - Birds of Prey	Small live Animals & carrion			
Air Swimming Insect Scoopers	Insects in Air			
Somersaulting Insect Snatchers	Insects in Air			
Birds you see Hunting in the Trees & Shrubs – Probing, Gleaning, Picking & Pecking				
Up & Down Probers – Trunk Specialists	Insects, inverts. on trunks, branches			
All Around Probers – Tree Generalists	Insects, animals under loose bark			
Over & Under Leaf Gleaners – Lerp Specialists	Scale or Lerp bugs & sugary scale houses.			
Up & Over Pickers, Peckers & Gleaners – Generalists	Caterpillars, spiders, small insects on leaves			
Birds you see Feeding on Flowers of Trees & Shrubs – Nectar Feeders				
Down the Tube Nectar Feeders – Specialists	Nectar of tube-like flowers, birds pollinate as feed			
Slurping Around Flower Feeders - Generalists	Nectar pollen of open flowers, e.g. Eucalypts			











YOUR NAME

DATE

AREA

BIRD TRACKS OBSERVATION SHEET 2 continued: Find the Birds by how they use their Habitat.

Spend time Looking in each layer – Tick the box when you find a bird, name it if you know it, describe what it is doing

Feeding Group	Main Food	Common Examples	Seen ✓	Name if know it and what it is doing
Birds you see Feeding on Fruit, Pods & Seeds of Trees & Shrubs – Crunching & Munching				
Crunching & Munching Fruit Feeders	Eat berries found among foliage.			
Crunching & Munching Seed Eaters - Specialists	Find, husk and eat seeds in trees and shrubs.			
Birds you see Hunting on the Ground & Around – Scratching and Catching				
Perched Pouncers - Insect & Animal Specialists	Perch, watch, swoop down and catch live prey.			
Scratchers & Catchers Invertebrate Specialists	Scratch through leaf litter, probe, catch small prey.			
Birds you see Feeding on the Ground & Around – Picking, Pecking, Probing & Digging				
Along the Ground Pickers & Peckers - Insect & Seed Eaters	Walk, hop, run for insects on ground or small seeds.			
On the Ground Seed Peckers - Specialists	Seeds – To find peck, dig or hang on seed heads.			
In the Ground & Around Diggers & Probers – Omnivores	Insects, animals, worms, larvae & rotten matter.			
Birds you see Feeding on the Ground & Around – Grass Grazers & Scavengers				
On the Grass Grazers – Plant Eaters	Graze on fresh tips of grasses, sedges, rushes.			




YOUR NAME

DATE

AREA

BIRD TRACKS OBSERVATION SHEET 2 continued: Find the Birds by how they use their Habitat.

Spend time Looking in each layer – Tick the box when you find a bird, name it if you know it, describe what it is doing

Feeding Group	Main Food	Common Examples	Seen ✓	Name if know it and what it is doing
On the Ground Scavengers	Thrown away old meat, biscuits, fruit, sandwiches, seed spilt from aviary, dog food			
Other Birds seen but not able to see how & where they were feeding OR they were not seen feeding				



